



Bright Futures Parent Handout Early Adolescent Visits

Here are some suggestions from Bright Futures experts that may be of value to your family.

Your Growing and Changing Child

- Talk with your child about how her body is changing with puberty.
- Encourage your child to brush his teeth twice a day and floss once a day.
- Help your child get to the dentist twice a year.
- Serve healthy food and eat together as a family often.
- Encourage your child to get 1 hour of vigorous physical activity every day.
- Help your child limit screen time (TV, video games, or computer) to 2 hours a day, not including homework time.
- Praise your child when she does something well, not just when she looks good.

PHYSICAL GROWTH AND DEVELOPMENT

Healthy Behavior Choices

- Help your child find fun, safe things to do.
- Make sure your child knows how you feel about alcohol and drug use.
- Consider a plan to make sure your child or his friends cannot get alcohol or prescription drugs in your home.
- Talk about relationships, sex, and values.
- Encourage your child not to have sex.
- If you are uncomfortable talking about puberty or sexual pressures with your child, please ask me or others you trust for reliable information that can help you.
- Use clear and consistent rules and discipline with your child.
- Be a role model for healthy behavior choices.

RISK REDUCTION

Feeling Happy

- Encourage your child to think through problems herself with your support.
- Help your child figure out healthy ways to deal with stress.
- Spend time with your child.
- Know your child's friends and their parents, where your child is, and what he is doing at all times.
- Show your child how to use talk to share feelings and handle disputes.
- If you are concerned that your child is sad, depressed, nervous, irritable, hopeless, or angry, talk with me.

EMOTIONAL WELL-BEING

School and Friends

- Check in with your child's teacher about her grades on tests and attend back-to-school events and parent-teacher conferences if possible.
- Talk with your child as she takes over responsibility for schoolwork.
- Help your child with organizing time, if he needs it.
- Encourage reading.
- Help your child find activities she is really interested in, besides schoolwork.
- Help your child find and try activities that help others.
- Give your child the chance to make more of his own decisions as he grows older.

SOCIAL AND ACADEMIC COMPETENCE

Violence and Injuries

- Make sure everyone always wears a seat belt in the car.
- Do not allow your child to ride ATVs.
- Make sure your child knows how to get help if he is feeling unsafe.
- Remove guns from your home. If you must keep a gun in your home, make sure it is unloaded and locked with ammunition locked in a separate place.
- Help your child figure out nonviolent ways to handle anger or fear.

VIOLENCE AND INJURY PREVENTION



American Academy
of Pediatrics



DEDICATED TO THE HEALTH OF ALL CHILDREN™


The recommendations in this publication do not indicate an exclusive course of treatment or serve as a standard of medical care. Variations, taking into account individual circumstances, may be appropriate. Original document included as part of *Bright Futures Tool and Resource Kit*. Copyright © 2010 American Academy of Pediatrics. All Rights Reserved. The American Academy of Pediatrics does not review or endorse any modifications made to this document and in no event shall the AAP be liable for any such changes.

10 tips

Nutrition
Education Series

build a healthy meal

10 tips for healthy meals



A healthy meal starts with more vegetables and fruits and smaller portions of protein and grains. Think about how you can adjust the portions on your plate to get more of what you need without too many calories. And don't forget dairy—make it the beverage with your meal or add fat-free or low-fat dairy products to your plate.

1 make half your plate veggies and fruits

Vegetables and fruits are full of nutrients and may help to promote good health. Choose red, orange, and dark-green vegetables such as tomatoes, sweet potatoes, and broccoli.

2 add lean protein

Choose protein foods, such as lean beef and pork, or chicken, turkey, beans, or tofu. Twice a week, make seafood the protein on your plate.



3 include whole grains

Aim to make at least half your grains whole grains. Look for the words "100% whole grain" or "100% whole wheat" on the food label. Whole grains provide more nutrients, like fiber, than refined grains.

4 don't forget the dairy

Pair your meal with a cup of fat-free or low-fat milk. They provide the same amount of calcium and other essential nutrients as whole milk, but less fat and calories. Don't drink milk? Try soy milk (soy beverage) as your beverage or include fat-free or low-fat yogurt in your meal.



5 avoid extra fat

Using heavy gravies or sauces will add fat and calories to otherwise healthy choices. For example, steamed broccoli is great, but avoid topping it with cheese sauce. Try other options, like a sprinkling of low-fat parmesan cheese or a squeeze of lemon.

6 take your time

Savor your food. Eat slowly, enjoy the taste and textures, and pay attention to how you feel. Be mindful. Eating very quickly may cause you to eat too much.

7 use a smaller plate


Use a smaller plate at meals to help with portion control. That way you can finish your entire plate and feel satisfied without overeating.

8 take control of your food

Eat at home more often so you know exactly what you are eating. If you eat out, check and compare the nutrition information. Choose healthier options such as baked instead of fried.

9 try new foods

Keep it interesting by picking out new foods you've never tried before, like mango, lentils, or kale. You may find a new favorite! Trade fun and tasty recipes with friends or find them online.




10 satisfy your sweet tooth in a healthy way

Indulge in a naturally sweet dessert dish—fruit! Serve a fresh fruit cocktail or a fruit parfait made with yogurt. For a hot dessert, bake apples and top with cinnamon.

10 tips
Nutrition
Education Series



choose the foods you need to grow



10 tips for teen guys

Feed your growing body by making better food choices today as a teen and as you continue to grow into your twenties. Make time to be physically active every day to help you be fit and healthy as you grow.

1 get over the idea of magic foods

There are no magic foods to eat for good health. Teen guys need to eat foods such as vegetables, fruits, whole grains, protein foods, and fat-free or low-fat dairy foods. Choose protein foods like unsalted nuts, beans, lean meats, and fish. SuperTracker.usda.gov will show if you are getting the nutrients you need for growth.



2 always hungry?

Whole grains that provide fiber can give you a feeling of fullness and provide key nutrients. Choose half your grains as whole grains. Eat whole-wheat breads, pasta, and brown rice instead of white bread, rice, or other refined grains. Also, choose vegetables and fruits when you need to “fill-up.”

3 keep water handy

Water is a better option than many other drink choices. Keep a water bottle in your backpack and at your desk to satisfy your thirst. Skip soda, fruit drinks, and energy and sports drinks. They are sugar-sweetened and have few nutrients.



4 make a list of favorite foods

Like green apples more than red apples? Ask your family food shopper to buy quick-to-eat foods for the fridge like mini-carrots, apples, oranges, low-fat cheese slices, or yogurt. And also try dried fruit; unsalted nuts; whole-grain breads, cereal, and crackers; and popcorn.

5 start cooking often

Get over being hungry by fixing your own snacks and meals. Learn to make vegetable omelets, bean quesadillas, or a batch of spaghetti. Prepare your own food so you can make healthier meals and snacks. Microwaving frozen pizzas doesn't count as home cooking.



6 skip foods that can add unwanted pounds

Cut back on calories by limiting fatty meats like ribs, bacon, and hot dogs. Some foods are just occasional treats like pizza, cakes, cookies, candies, and ice cream. Check out the calorie content of sugary drinks by reading the Nutrition Facts label. Many 12-ounce sodas contain 10 teaspoons of sugar.

7 learn how much food you need

Teen guys may need more food than most adults, teen girls, and little kids. Go to www.SuperTracker.usda.gov. It shows how much food you need based on your age, height, weight, and activity level. It also tracks progress towards fitness goals.



8 check Nutrition Facts labels

To grow, your body needs vitamins and minerals. Calcium and vitamin D are especially important for your growing bones. Read Nutrition Facts labels for calcium. Dairy foods provide the minerals your bones need to grow.

9 strengthen your muscles

Work on strengthening and aerobic activities. Work out at least 10 minutes at a time to see a better you. However, you need to get at least 60 minutes of physical activity every day.




10 fill your plate like MyPlate

Go to www.ChooseMyPlate.gov for more easy tips and science-based nutrition from the Dietary Guidelines for Americans (www.DietaryGuidelines.gov).

10 tips
Nutrition
Education Series



eat smart and be active as you grow



10 healthy tips for teen girls

Young girls, ages 10 to 19, have a lot of changes going on in their bodies. Building healthier habits will help you—now as a growing teen—and later in life. Growing up means you are in charge of foods you eat and the time you spend being physically active every day.

1 build strong bones

A good diet and regular physical activity can build strong bones throughout your life. Choose fat-free or low-fat milk, cheeses, and yogurt to get the vitamin D and calcium your growing bones need. Strengthen your bones three times a week doing activities such as running, gymnastics, and skating.



2 cut back on sweets

Cut back on sugary drinks. Many 12-ounce cans of soda have 10 teaspoons of sugar in them. Drink water when you are thirsty. Sipping water and cutting back on cakes, candies, and sweets helps to maintain a healthy weight.

3 power up with whole grain

Fuel your body with nutrient-packed whole-grain foods. Make sure that at least half your grain foods are whole grains such as brown rice, whole-wheat breads, and popcorn.



4 choose vegetables rich in color

Brighten your plate with vegetables that are red, orange, or dark green. Try acorn squash, cherry tomatoes, or sweet potatoes. Spinach and beans also provide vitamins like folate and minerals like potassium that are essential for healthy growth.



5 check Nutrition Facts labels for iron

Read Nutrition Facts labels to find foods containing iron. Most protein foods like meat, poultry, eggs, and beans have iron, and so do fortified breakfast cereals and breads.

6 be a healthy role model

Encourage your friends to practice healthier habits. Share what you do to work through challenges. Keep your computer and TV time to less than 2 hours a day (unless it's school work).

7 try something new

Keep healthy eating fun by picking out new foods you've never tried before like lentils, mango, quinoa, or kale.

8 make moving part of every event

Being active makes everyone feel good. Aim for 60 minutes of physical activity each day. Move your body often. Dancing, playing active games, walking to school with friends, swimming, and biking are only a few fun ways to be active. Also, try activities that target the muscles in your arms and legs.



9 include all food groups daily

Use MyPlate as your guide to include all food groups each day. Learn more at www.ChooseMyPlate.gov.

10 everyone has different needs

Get nutrition information based on your age, gender, height, weight, and physical activity level. Use SuperTracker to find your calorie level, choose the foods you need, and track progress toward your goals. Learn more at www.SuperTracker.usda.gov.

SuperTracker